

	<b>Title</b> Fix Your Restaurant Booth Seats	Measuring For A New Cover
---	--	---------------------------

**You Will Need:** Tape Measure



**Step 1:** Pull the seat out and set on the table



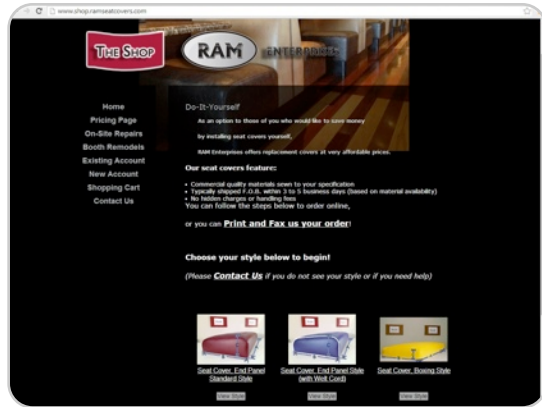
**Step 2:** With your seat upside-down, get your "A" measurement.  
(The entire length of the seat.)



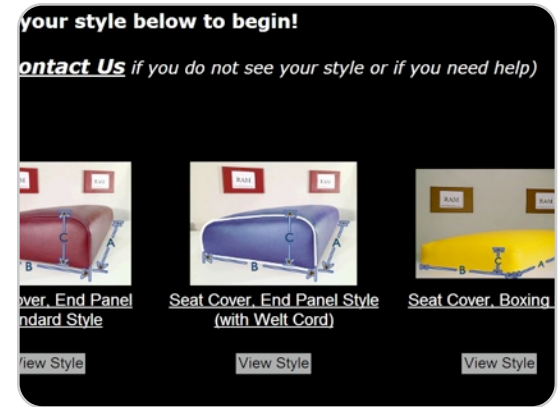
**Step 3:** Measurement "B"



**Step 4:** And then your "C" measurement.



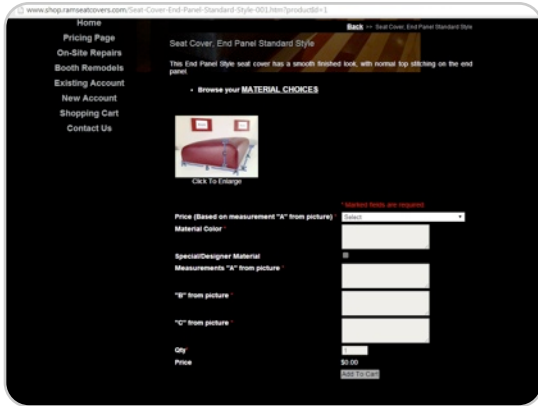
**Step 5:** With those 3 measurements go to: [www.shop.RAMseatcovers.com](http://www.shop.RAMseatcovers.com)



**Step 6:** Choose a seat style.

	<b>Title</b>	Fix Your Restaurant Booth Seats	Measuring For A New Cover
---	--------------	---------------------------------	---------------------------

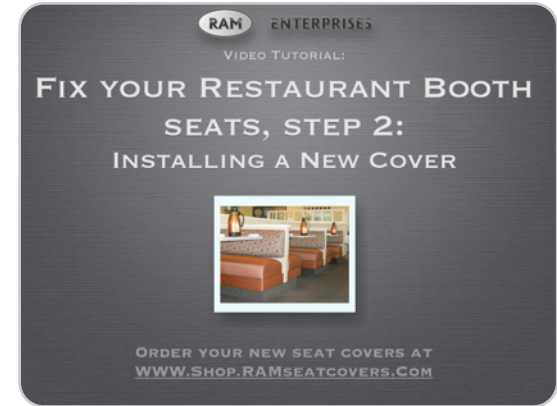
**You Will Need:** Tape Measure



**Step 7:** Fill in the fields with your measurements.



**Step 8:** Submit and pay



**Step 9:** While you wait for you new seat covers, read about installing it in our next [Step 2 PDF](#)

**Good Luck!**